

Scaled data based on original data using
LM-79-08 Approved Method: Electrical and Photometric Measurements of Solid-
State Lighting Products

Test Report Prepared for
Cooper Lighting Solutions
(formerly Eaton)

Brand: McGRAW-EDISON

Report Number: P952768

Luminaire Tested: **GALN-SB6C-740-U-5MQ**

Issue Date: 1/21/2025

Test Information

Test Method: LM-79-08
Report Number: P952768
TEST IS SCALED FROM IESNA LM-79-08 TEST DATA (G2-2411-289-20)
Test Lab: INNOVATION CENTER
Issue Date: 1/21/2025
Manufacturer: COOPER LIGHTING SOLUTIONS (FORMERLY EATON)
Product Line: McGRAW-EDISON
Catalog Number: GALN-SB6C-740-U-5MQ
Description: GALLEON AREA AND ROADWAY HIGH DENSITY LED LUMINAIRE
(6) 70 CRI, 4000K, 615mA LIGHTSQUARES WITH 26 LEDS EACH AND TYPE V MEDIUM OPTICS
Light Source: -
Ballast/Driver: -

Summary

Lumens per Lamp: N/A
Luminaire Lumens: 50318 lumens
Efficiency: N/A
Efficacy: 167.2 lumens/watt
Luminous Opening: Rectangular (W 1.5' x L: 1' x H: 0')
IES Classification: Type V - Short
BUG Rating: B5 - U0 - G5

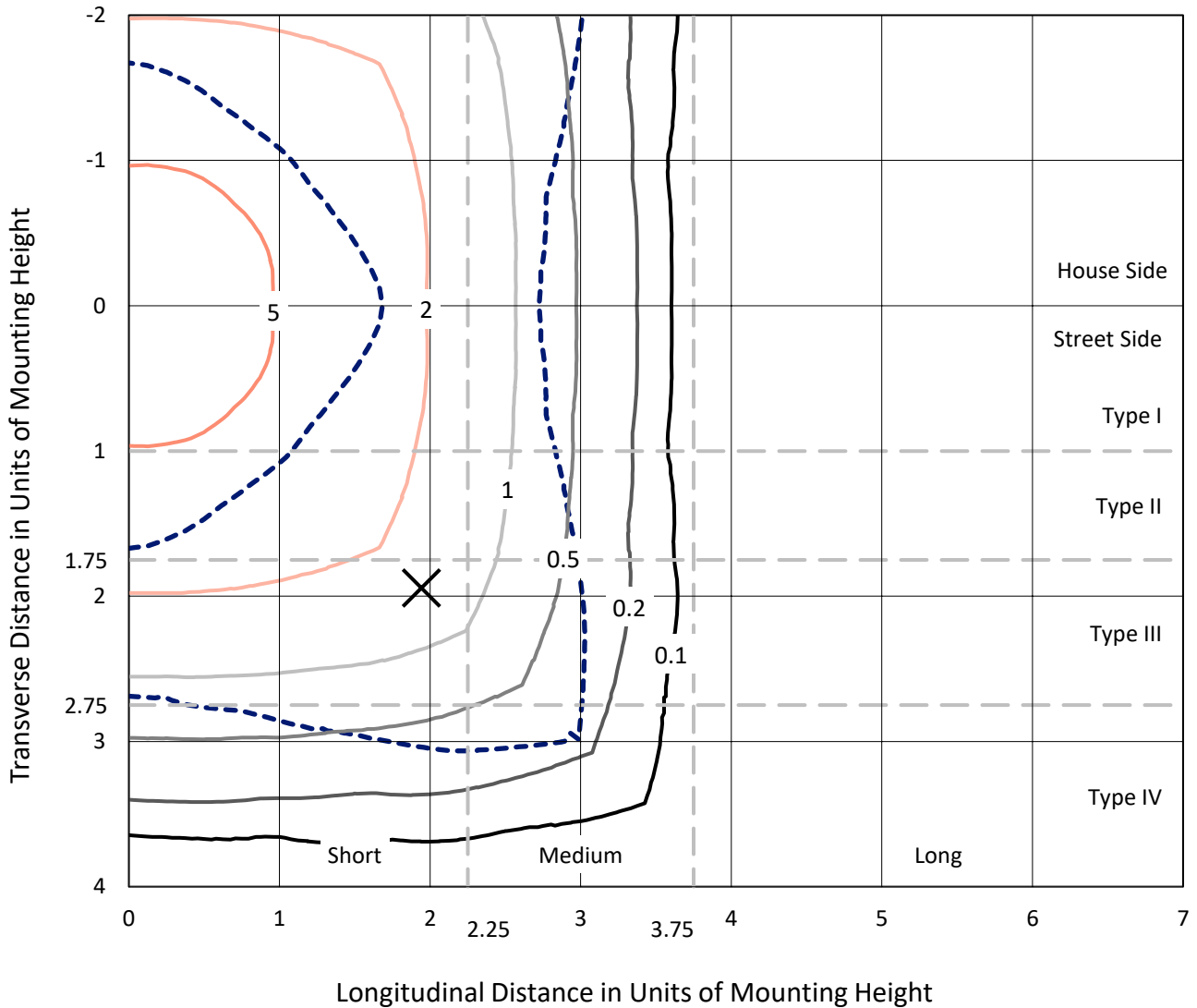
Input Watts (W): 300.9
Input Voltage (V): NR
Input Current (Ain): NR
Voltage Rise (V): NR
Power Factor: NR
Total Harmonic Distortion (THDi): NR
Frequency (hertz): 60
Stabilization Time: NR
Operation Time: NR
Ambient Temperature (°C): NR
Test Distance: 24 FT



REPORT NUMBER: P952768
 CATALOG NUMBER: GALN-SB6C-740-U-5MQ

Iso-Footcandle Lines of Horizontal Illumination

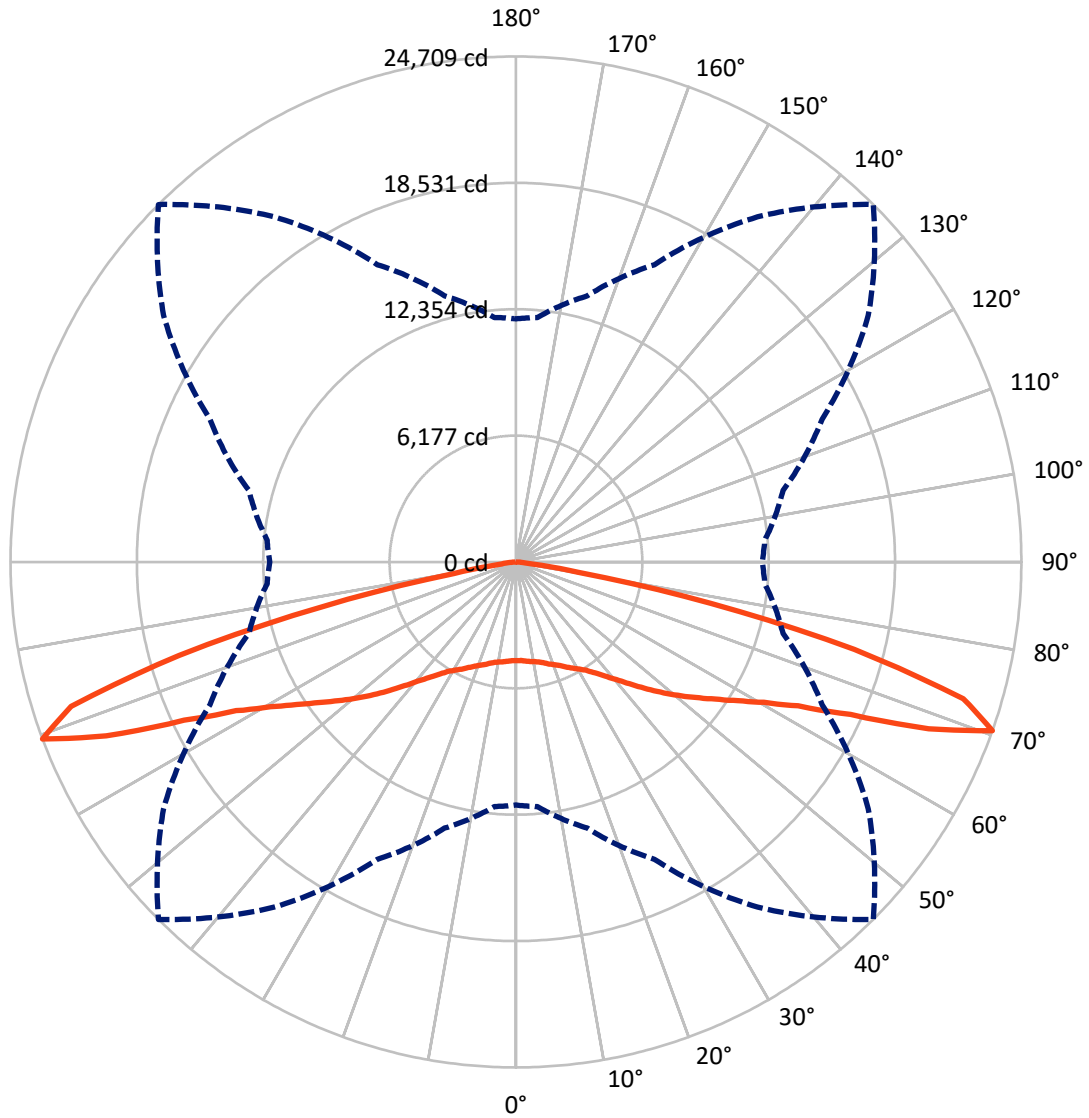
✕ Max cd
 - - - 1/2 Max cd



Based on 25 foot mounting height. Maximum calculated value = 7.7 fc
 Type V - Short - N/A

REPORT NUMBER: P952768
CATALOG NUMBER: GALN-SB6C-740-U-5MQ

Luminous Intensity Polar Plot



— Vertical Plane Through 45-Deg Lateral - - - Horizontal Cone Through 70-Deg Vertical

REPORT NUMBER: P952768

CATALOG NUMBER: GALN-SB6C-740-U-5MQ

FLUX DISTRIBUTION:

		Downward	Upward	Total
House Side	Lumens	25159.0	0.0	25159.0
	% Fixture	50.0	0.0	50.0
Street Side	Lumens	25159.0	0.0	25159.0
	% Fixture	50.0	0.0	50.0
Total	Lumens	50318.0	0.0	50318.0
	% Fixture	100.0	0.0	100.0

ZONAL LUMENS:

Zone	Lumens	% Fixture
0°-10°	468.3	0.9
10°-20°	1452.0	2.9
20°-30°	2594.9	5.2
30°-40°	4206.3	8.4
40°-50°	6851.4	13.6
50°-60°	10446.1	20.8
60°-70°	15540.5	30.9
70°-80°	8470.1	16.8
80°-90°	288.4	0.6
90°-100°	0.0	0.0
100°-110°	0.0	0.0
110°-120°	0.0	0.0
120°-130°	0.0	0.0
130°-140°	0.0	0.0
140°-150°	0.0	0.0
150°-160°	0.0	0.0
160°-170°	0.0	0.0
170°-180°	0.0	0.0
0°-90°	50318.0	100.0
0°-180°	50318.0	100.0

Coefficient of Utilization



REPORT NUMBER: P952768

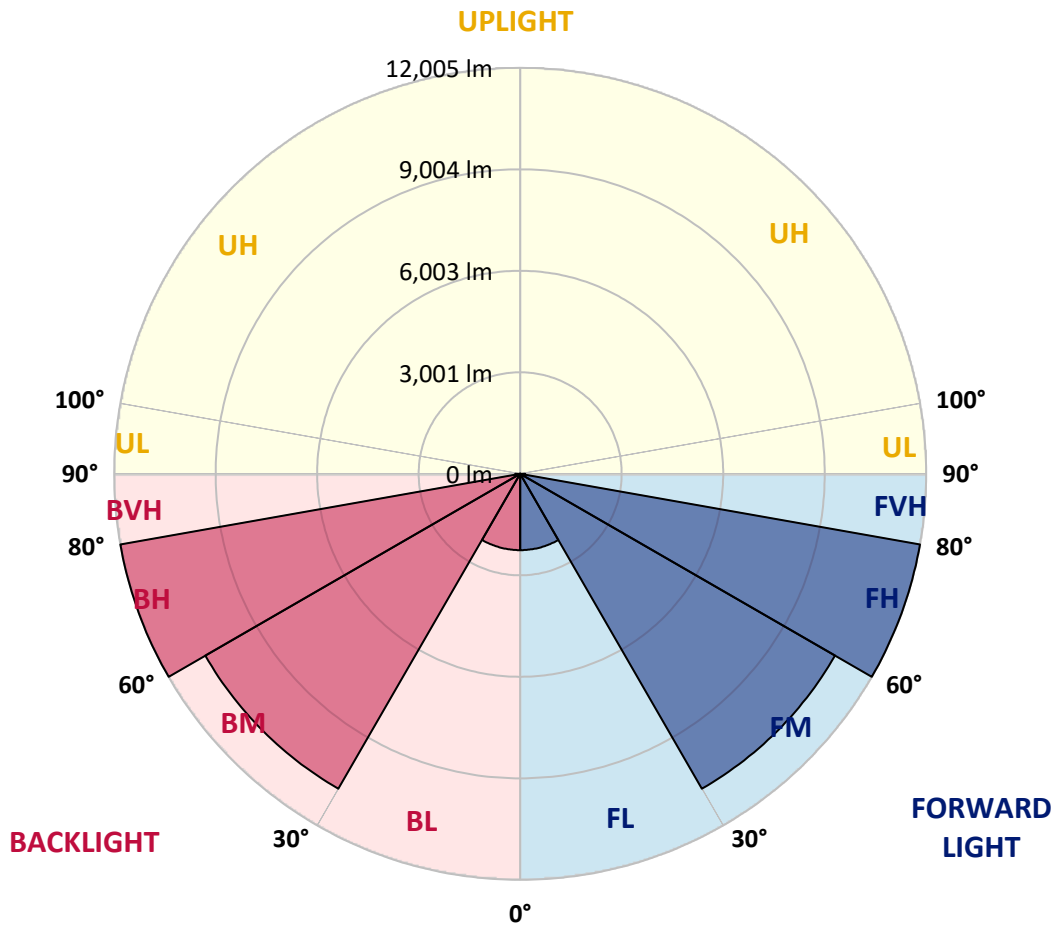
CATALOG NUMBER: GALN-SB6C-740-U-5MQ

LUMINAIRE CLASSIFICATION SYSTEM LUMEN TABLE AND BUG RATING:

Zone	Lumens	% Fixture	Zone Rating/Lumen Limit		
			B	U	G
FL (0°-30°)	2257.6	4.5			
FM (30°-60°)	10751.9	21.4			
FH (60°-80°)	12005.3	23.9			G5
FVH (80°-90°)	144.2	0.3			G2/225
BL (0°-30°)	2257.6	4.5	B3/2500		
BM (30°-60°)	10751.9	21.4	B5		
BH (60°-80°)	12005.3	23.9	B5		G5
BVH (80°-90°)	144.2	0.3			G2/225
UL (90°-100°)	0.0	0.0		U0/0	
UH (100°-180°)	0.0	0.0		U0/0	

BUG Rating: B5-U0-G5

Type V Short



REPORT NUMBER: P952768

CATALOG NUMBER: GALN-SB6C-740-U-5MQ

CANDELA DISTRIBUTION (FULL):

	0°	5°	15°	25°	35°	45°	55°	65°	75°	85°
0°	4819.9	4819.9	4819.9	4819.9	4819.9	4819.9	4819.9	4819.9	4819.9	4819.9
2.5°	4842.7	4847.7	4837.6	4832.6	4827.5	4819.9	4822.5	4835.1	4845.2	4842.7
5°	4883.1	4888.2	4880.6	4878.0	4867.9	4865.4	4865.4	4878.0	4885.6	4880.6
7.5°	4928.6	4936.1	4923.5	4921.0	4915.9	4910.9	4908.4	4921.0	4928.6	4928.6
10°	4971.5	4979.1	4969.0	4961.4	4956.4	4956.4	4951.3	4961.4	4974.0	4971.5
12.5°	5017.0	5022.0	5011.9	5006.9	5006.9	5014.5	5006.9	5011.9	5022.0	5017.0
15°	5072.6	5075.1	5072.6	5080.1	5092.8	5118.0	5095.3	5090.2	5095.3	5082.7
17.5°	5148.3	5153.4	5163.5	5181.2	5198.9	5244.3	5203.9	5191.3	5191.3	5166.0
20°	5241.8	5249.4	5264.6	5294.9	5317.6	5360.5	5320.1	5302.4	5294.9	5262.0
22.5°	5340.3	5353.0	5375.7	5416.1	5456.5	5497.0	5456.5	5426.2	5403.5	5360.5
25°	5454.0	5469.2	5504.5	5570.2	5625.8	5683.9	5635.9	5575.3	5529.8	5469.2
27.5°	5615.7	5633.4	5676.3	5757.2	5827.9	5878.4	5832.9	5754.6	5691.5	5618.2
30°	5843.0	5860.7	5911.3	5997.1	6045.1	6078.0	6047.7	5987.0	5911.3	5827.9
32.5°	6136.1	6158.8	6214.4	6295.2	6305.3	6310.4	6300.3	6270.0	6214.4	6113.3
35°	6507.4	6532.7	6595.8	6661.5	6651.4	6661.5	6646.4	6636.3	6595.8	6479.6
37.5°	6962.1	6992.5	7058.1	7108.7	7083.4	7070.8	7073.3	7075.8	7053.1	6924.2
40°	7490.1	7530.5	7578.5	7631.6	7588.6	7550.7	7576.0	7596.2	7576.0	7444.6
42.5°	8033.2	8091.3	8141.9	8217.7	8182.3	8134.3	8169.7	8192.4	8149.4	8008.0
45°	8637.0	8692.6	8758.3	8871.9	8846.7	8796.1	8846.7	8851.7	8778.5	8611.7
47.5°	9261.0	9319.1	9417.6	9569.2	9559.0	9503.5	9569.2	9533.8	9440.3	9240.8
50°	9852.1	9932.9	10084.5	10296.7	10316.9	10248.7	10337.1	10268.9	10112.3	9862.2
52.5°	10407.8	10493.7	10733.7	11021.7	11095.0	11006.5	11125.3	11006.5	10771.6	10450.8
55°	10991.4	11087.4	11372.8	11749.2	11895.8	11830.1	11941.2	11761.9	11428.4	11039.4
57.5°	11678.5	11736.6	12077.6	12524.8	12772.3	12787.5	12838.0	12534.9	12130.7	11688.6
60°	12423.7	12504.6	12875.9	13411.5	13803.0	13929.3	13876.3	13426.6	12956.8	12449.0
62.5°	13378.6	13467.0	13911.7	14553.3	15172.2	15485.5	15278.3	14626.6	14045.5	13436.7
65°	14169.3	14267.8	15071.2	16215.5	17342.2	17971.2	17450.8	16250.9	15205.1	14346.2
67.5°	13595.9	13717.1	14977.7	17079.5	19881.0	21758.0	19977.0	17337.1	15288.4	14123.8
70°	11883.1	11996.8	13467.0	16036.2	20595.9	24708.5	21025.4	16508.6	13515.0	12211.5
72.5°	7889.2	8255.5	9743.5	12825.4	18390.6	22864.4	18572.4	12565.2	9038.7	7871.6
75°	2617.1	2910.2	3925.7	6648.9	12317.6	17099.7	11726.5	5883.5	3109.7	2238.2
77.5°	659.3	760.4	1048.4	1902.2	4913.4	9735.9	4423.3	1553.6	846.3	591.1
80°	320.8	353.7	505.2	634.1	1230.2	3094.6	1154.5	596.2	399.1	308.2
82.5°	176.8	179.4	285.5	358.7	457.2	800.8	474.9	348.6	229.9	186.9
85°	108.6	106.1	151.6	192.0	192.0	285.5	227.4	192.0	131.4	116.2
87.5°	42.9	42.9	55.6	60.6	53.0	73.3	58.1	63.2	50.5	48.0
90°	0.0	0.0	0.0	0.0	0.0	0.0	0.0	0.0	0.0	0.0

(END C

90°
4819.9
4845.2
4883.1
4928.6
4971.5
5014.5
5082.7
5166.0
5262.0
5358.0
5466.6
5615.7
5827.9
6115.9
6479.6
6924.2
7444.6
8018.1
8629.4
9228.1
9857.1
10420.5
10986.3
11628.0
12368.2
13330.6
14204.7
13949.5
12037.2
7616.4
2116.9
528.0
282.9
186.9
121.3
50.5
0.0

OF REPORT)